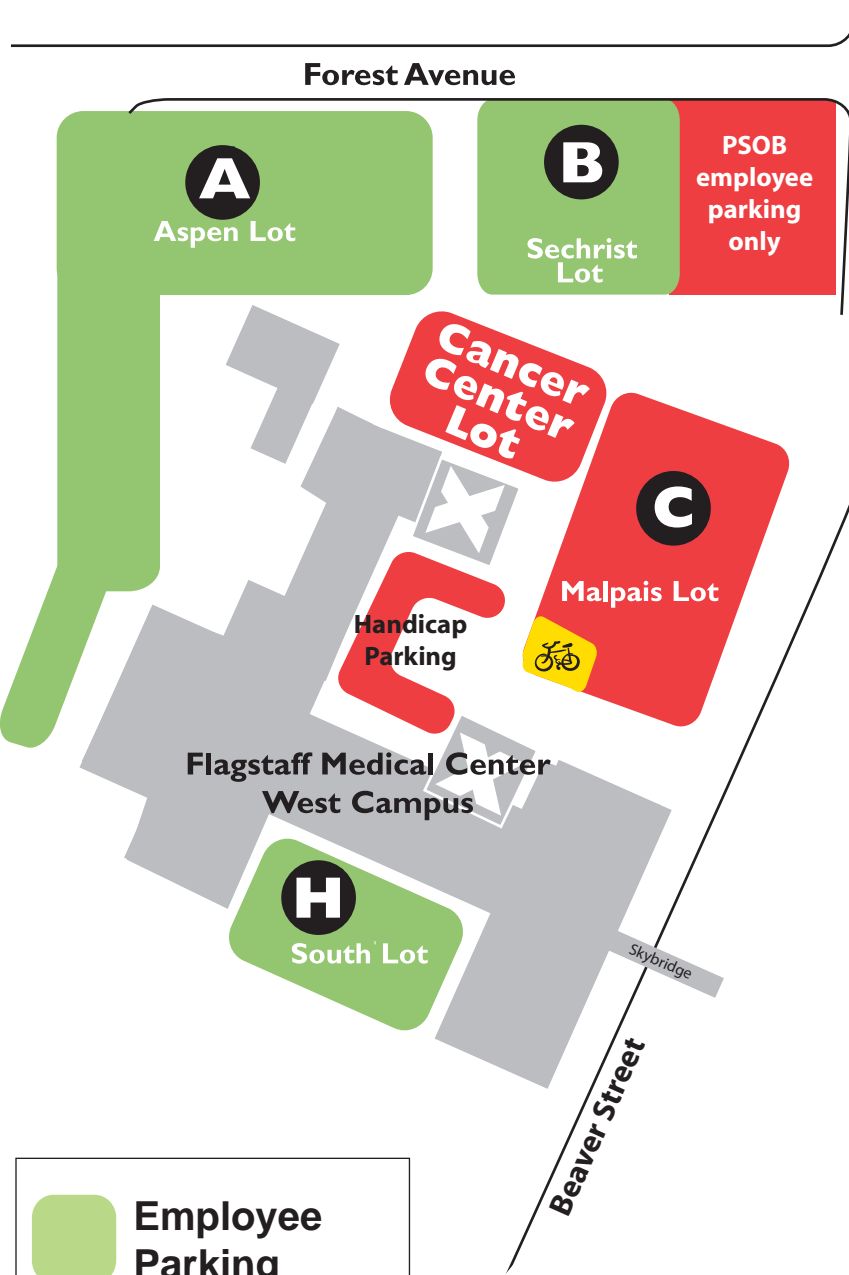





FMC West Campus Parking Map



	Employee Parking
	Patient/Visitor Parking
	Bicycle Rack/Cage

Lot A:

Unrestricted employee parking – 24/7
 Administration/directors/supervisors are required to park in this lot.
Patients with large vehicles (motorhomes, semis, etc.) are allowed to use this lot when it is in the best interest of the patient.

Lot B:

Divided between FMC and PSOB
West side (white stripes):
 Daytime employee parking – 24/7
East side (yellow stripes):
 PSOB employee only parking – 24/7
PSOB employees must have PSOB parking permit. PSOB security will boot or tow unauthorized vehicles at owner's expense (including FMC/NAH employees).

Lot C:

Daytime patient/visitor parking only
Second/third-shift employee parking
 Some designated physician parking
 (Requires a physician parking permit)

Cancer Center Lot:

Patient/visitor parking only – 24/7
 Some designated physician parking
 (Requires a physician parking permit)

Handicap parking:

Requires appropriate handicap permits
 Drop off/pick up of discharged patients
 Some designated physician parking
 (Requires a physician parking permit)

Lot H:

Some designated employee parking – 24/7
 Safe Child Center law enforcement parking
 Parking for offsite FMC/NAH employees doing business on campus
 Some designated physician parking
 (Requires a physician parking permit)